



BUDDYGUN™

BLUE RIDGE



The barrier that protects solar panels

USA



BLUE RIDGE

Bring your solar panel system into the light



BUDDYSUN™

BUDDYSUN™ BLUE RIDGE IS THE INNOVATIVE BIRD BARRIER SYSTEM FOR SOLAR AND PHOTOVOLTAIC PANELS

The roofs are often a popular gathering place for pigeons attracted by the heat that escapes through the roofing and chimneys.

When the roof is fitted with a solar panel system, the release of heat built up by the panels thanks to solar radiation is even higher.

As a result, pigeons tend to rest on the warm surface of the solar panels during the day, as well as sleeping and nest below them at night.

Their high-acid droppings quickly cause the tarnishing of the glass and a rapid decline in the solar panels performance.

The resulting need to use aggressive and abrasive cleaning products leads to further damage to the surface of the panels that even more become degraded and ruined.

Moreover, the nests and droppings between the panels and the roofing will eventually be washed away by rain, obstructing the gutters and creating blockages in the drain pipes with a consequent overflow of rain water.





!!!BUDDYGUN™

THE SYSTEM

BUDDYSUN™ BLUE RIDGE is the innovative and protective ECOBIRDS barrier in the fight against pigeons.

BUDDYSUN™ is an indispensable barrier specifically studied for the quick and complete sealing of the gap between the rooftop and the solar panels.

The space between the panels and the surface of the roof offers pigeons a cozy place to nest and sleep in, giving rise to a range of problems such as the accumulation of droppings, the presence of pigeon insect pests, pathogenic viruses, blocked gutters, etc.

Placed with the specially designed product “BUDDYTAPE”, a bi-adhesive tape with high levels of resistance to atmospheric conditions, fluctuations in temperature, water, snow and smog, installation of the BUDDYSUN™ barrier does not require the solar panel frames to be drilled.

It is easy, fast and safe to install. Once put into place and adjusted correctly, it will deny any point of entry for pigeons.

Thanks to its special shape and material (8/10 aluminum), it adapts to all panel shapes and to different roof undulations, leaving the solar system performance unaltered.





BUDDYSUN™

PRODUCT CHARACTERISTICS

The barrier is made of painted aluminum with features that allow it to be used on all types of solar panels and roofing, without affecting none of their performances.

The particular slots and holes of the BUDDYSUN™ barrier are an integral and fundamental part of the product, as they allow optimal air circulation beneath the panels.

The research carried out in this regard has enabled an area equal to 25% of the total surface area to be devoted to aeration.

Installing it with the special bi-adhesive BUDDYTAPE makes the product simple and remarkably quick to install, with significant savings on manpower.

BUDDYSUN™ comes in practical strips of 1 meter (3.28 ft) in length, that are easy to adjust even without the use of special tools and are ideal for sealing gaps of up to 22 cm (8.66 in) in height.





!!!BUDDYSUN™

PRODUCT PROPERTIES

BUDDYGUN™

Material: dark brown-painted aluminum

Thickness: 0.8 mm (0.03 in)

Length: 1 m (3.28 ft)

Surface area used for blocking per 1 m (3.28 ft) unit: 21 sq cm (3.25 sq in)

Surface area used for aeration per 1 m (3.28 ft) unit: 2.5 sq cm (0.39 sq in)

Height of teeth: 18 cm (7.08 in)

No. of individual teeth: 48 per meter (48 per 3.28 ft)

Width of individual teeth: 1.6 cm (0.6 in)

Depth of upper strip: 5 mm (0.19 in)

BUDDYTAPE


Specific aluminum-to-aluminum bi-adhesive tape, resistant to atmospheric conditions and with high tenacity levels for heavy-duty use in outdoor environments.

Adhesion: 40% after 2 minutes

Maximum polymerisation: 100% after 72 hours

Width: 25 mm (0.98 in)

Thickness: 1.2 mm (0.05 in)





!!!BUDDY SUN™

INSTALLATION

- Carefully clean the part of the BUDDYSUN™ barrier where the special bi-adhesive BUDDYTAPE is to be applied.
- Use solvents and degreasing products when cleaning, to ensure the elimination of any residual grease.
- Apply the bi-adhesive BUDDYTAPE using a rubber roller, ensuring it adheres evenly along the whole surface.
- Carefully clean the surface of the solar panel frame using solvents and degreasing products to ensure the elimination of any residual grease.
- Apply a strip of silicone to the inner edge of the BUDDYSUN™ barrier before adhering it to the panel. This will prevent water from seeping in between the barrier and the BUDDYTAPE.
- Apply the barrier, aligning the upper strip of the barrier with the top edge of the structure surrounding the panel. The teeth will automatically adapt to the undulation and structure of the roof.

WARNING! Do not remove and reattach the barrier, as this could weaken the hold of the adhesive glue.

- Once the bi-adhesive tape sticks, apply pressure evenly along the full length for a better result.
- Adjust the teeth manually, carefully bending them so that they make the openings inaccessible to pigeons, and preventing them from exerting a spring force sufficient to undermine the effectiveness of the bi-adhesive tape which is still undergoing polymerisation.

WARNING! Always position the teeth so that they point outwards from the opening, never turned inwards underneath the panel.





!!!BUDDYSUN™

BUDDYSUN VS COMPETITOR PRODUCTS



Greater versatility with independent strips which automatically adapt to any smooth or undulated roof covering

Ideal for heights between 5 and 22 cm with no need to modify or trim the barrier

Automatic adaptation of the strips which mould to the shape of the roof tiles

The special upper lip makes the barrier rigid, allowing it to be positioned more accurately

The barrier does not require cutting, making it safer for installers and maintenance personnel



Need for specific cuts to adapt it to the shape and uneven surface of the roof

Lack of versatility for use on different heights, requiring the barrier to be cut and adapted

Need to cut the barrier to adapt it to the shape of the roof covering, with the risk of inaccuracy

Lack of horizontal rigidity leading to inaccuracy and poor bonding of the installed barrier

The need to make cuts makes the edges of the barrier sharp, increasing the risk for operators



!!!BUDDYSUN™

IT patent n° 0001421939

BUDDYTAPES

The ECOBIRDS range is designed,
industrialized and produced entirely in Italy.



!!!BUDDYSUN™

Approved installer:

Exclusive BUDDYSUN™ distributor for the USA

BITALY LLC

1527 W 13th Street Ste G

Upland CA 91786

Office +1 909 749 5771

bitaly@buddysun-usa.com



www.buddysun-usa.com

!!!B